

The NYSANA Meeting Event App

MAKING THE MOST OF YOUR VIRTUAL BOOTH

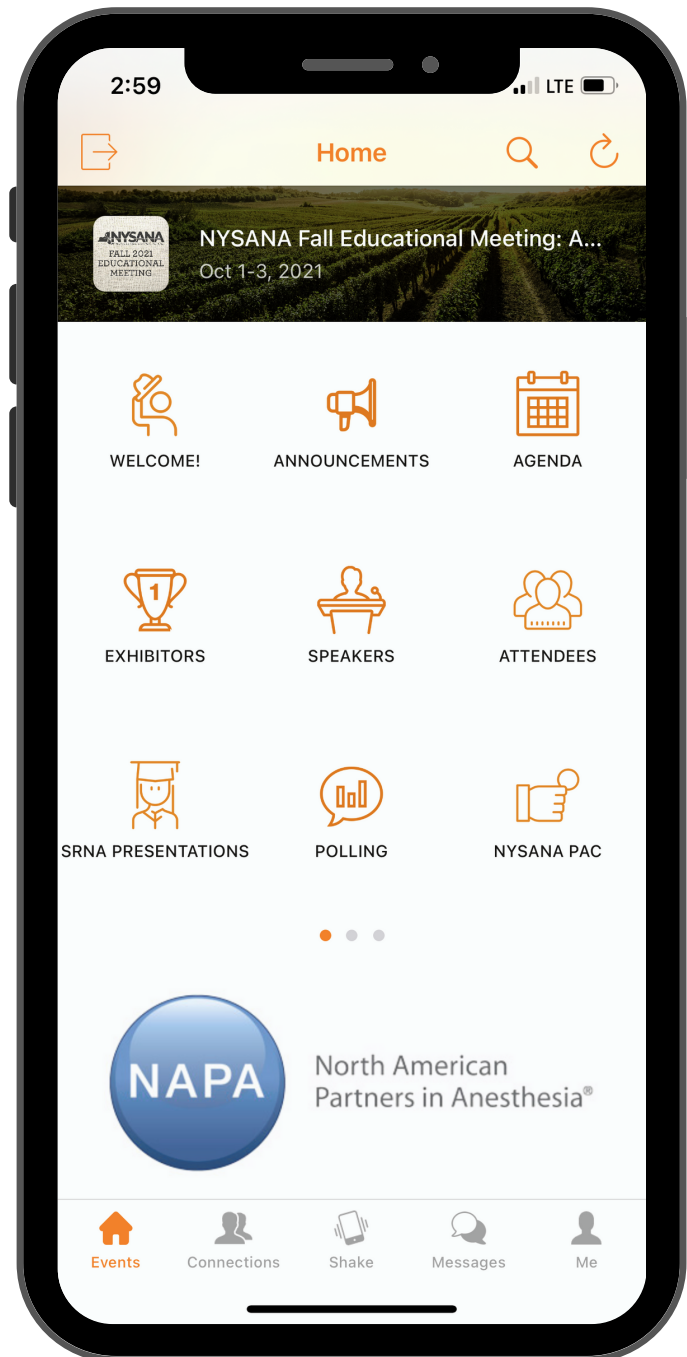


NYSANA SPONSORSHIP

INSIDE THE APP

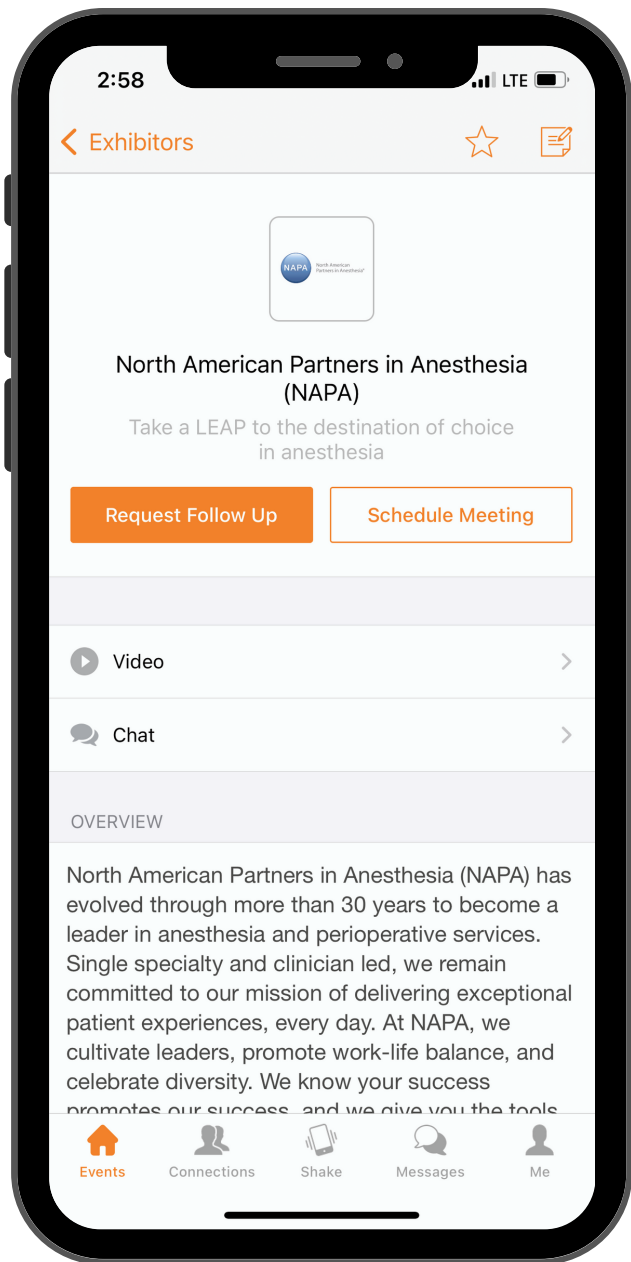
The Mobile Meeting App offers live attendee polling and streaming, push announcement, agenda and more.

"Exhibitors" icon brings attendees to the virtual sponsor booths



The sponsors logo carousel showcased prominently on the app's footer offers direct access to sponsor booths.

INSIDE THE BOOTH



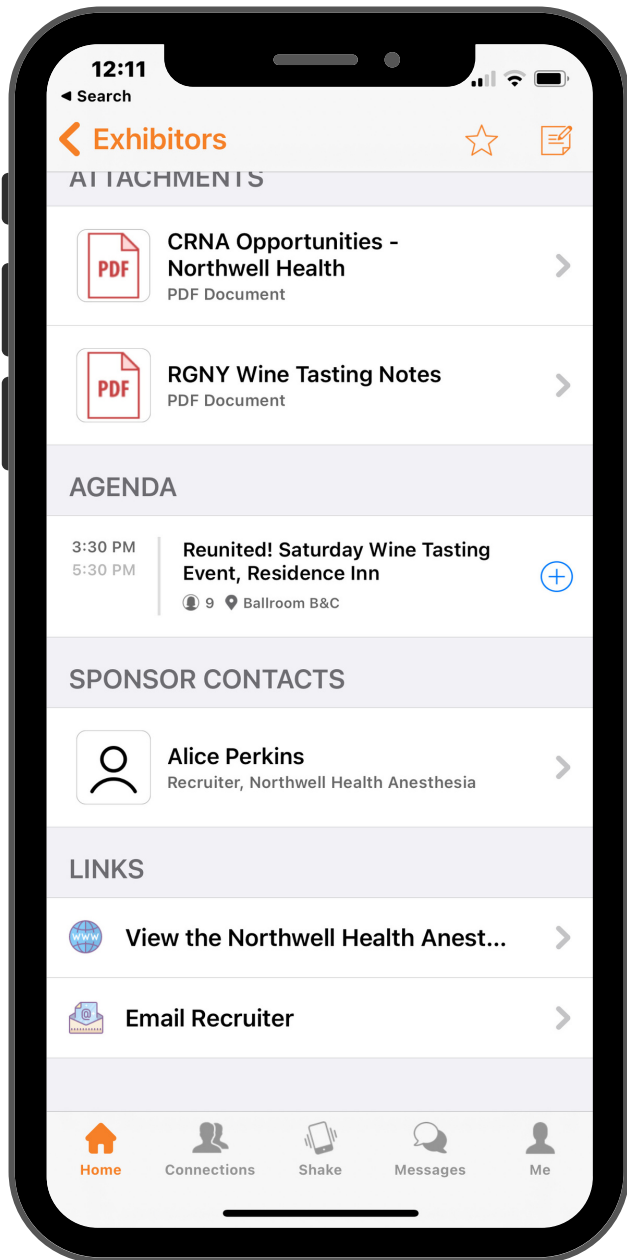
Boost engagement with attendees by adding Calls to Action inside your booth , such as "Request Follow Up" or "Schedule Meeting" which will go directly to your specified contact.

Will you have staff monitoring your virtual booth? Encourage attendees to interact with them via the chat feature.

Consider making this part of a challenge, where the virtual host can offer a game clue right in the chat! We'll show you how.

***Chat and video rooms are optional and can be disabled**

INSIDE THE BOOTH



Booths include any information you'd like attendees to learn about your organization.

- Text overview, driving to the most important aspects of your booth.
- Website links
- Social Media links
- Videos
- Surveys
- PDFs
- JPEG files
- Chat feature
- Contacts
- Video Room Feature
- Agenda items

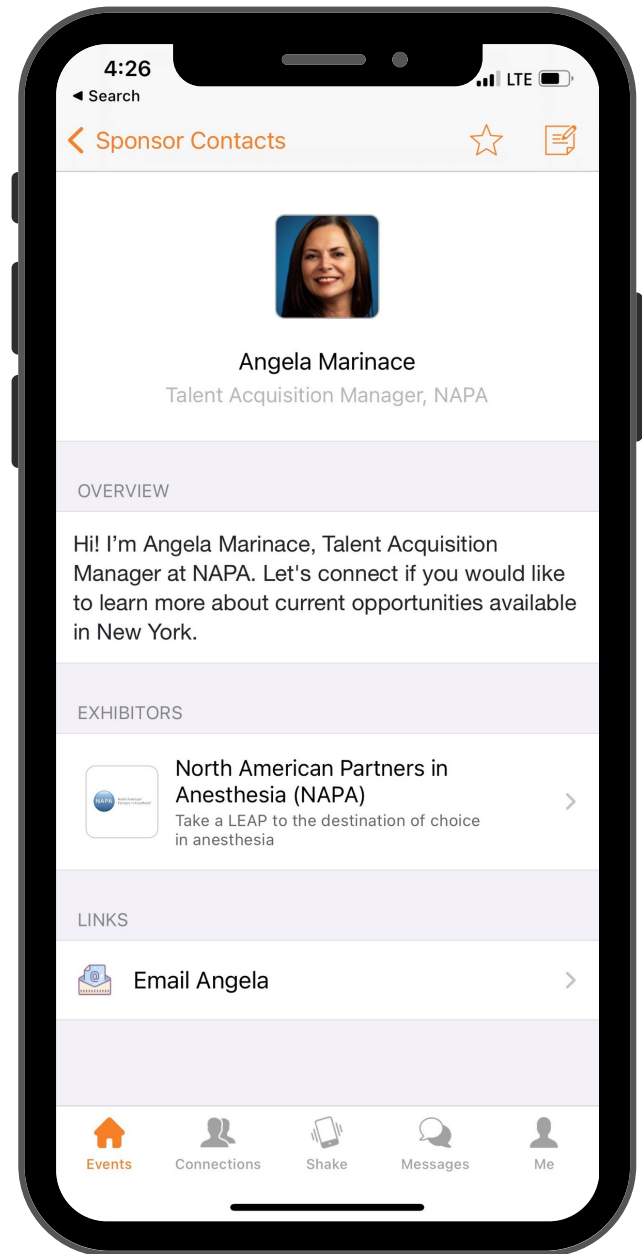
Consider hosting a small meeting by inviting virtual attendees to a video room, right in the app.

***Chat and video rooms are optional and can be disabled**

VIRTUAL BOOTH REP

Designate a member of your team to oversee your virtual booth, just like you would your in-person exhibit table! Your in-person rep can also act as your virtual rep.

We will upload their photo, brief bio and contact info to be the first point of contact for attendees.




A staff member is not required to monitor the booth at all times but dedicated staff can help make the most of your virtual option.

EVENT GAMES

The **Event Challenge** drives attendees directly to sponsor booths, both virtual and in person.

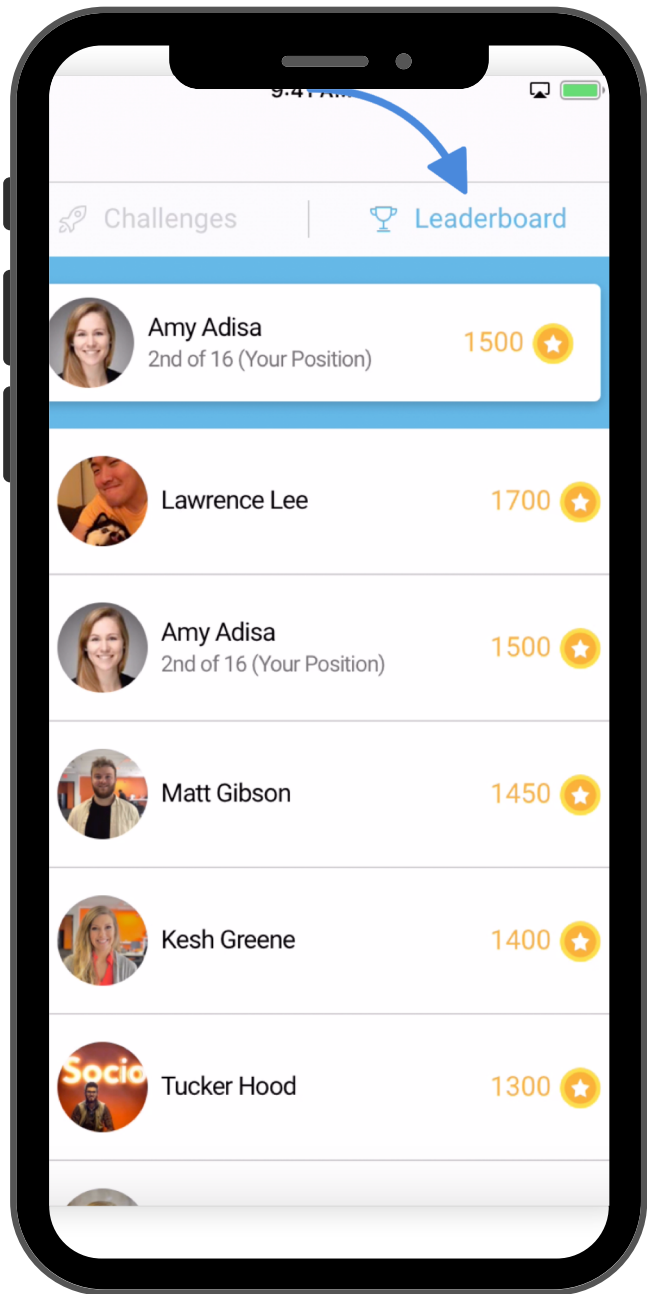
Challenge codes can be hidden like treasures throughout your booth, or given to your staff to provide to attendees who visit them. Want an attendee to watch a video or take a survey? Put a challenge code at the end to encourage the interaction that helps you meet your goals.

Give a challenge code to your staff to give to attendees who stop by in person or virtually.



*# of challenges per sponsor is determined by sponsorship level
**Ask about our early bird perks!

LEADERSHIP BOARD

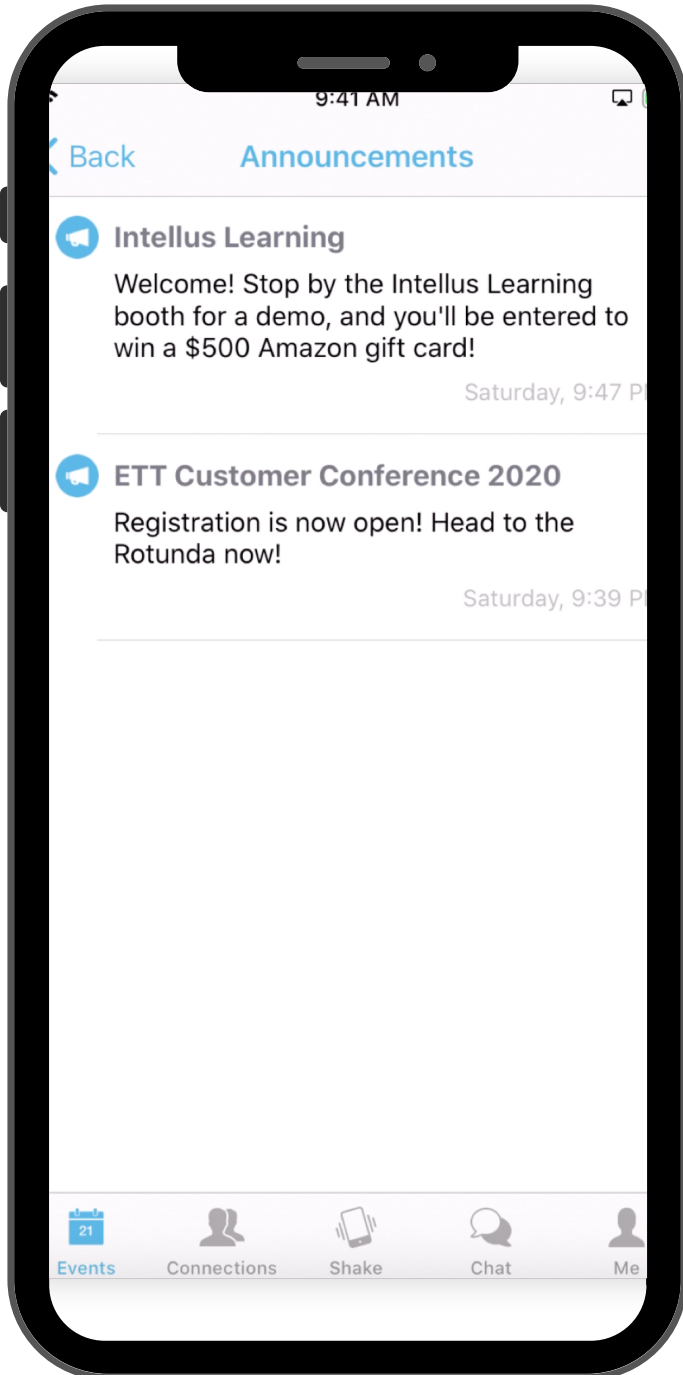


Attendees can view their standing throughout the entire event on the Leaderboard.

The leaderboard drives competition and encourages attendees to participate in challenges to earn points and prizes!

Sponsors are encouraged to donate a prize for challenge winners! Prize donors will be acknowledged on the game rule page and through challenge announcements.

ANNOUNCEMENTS




Announcement are used throughout the event, with sponsors mentioned throughout.

Announcement are pushed to attendees via notifications on the mobile phone.

Platinum sponsors can send one customized, pre-approved announcement during the event promoting the organization.

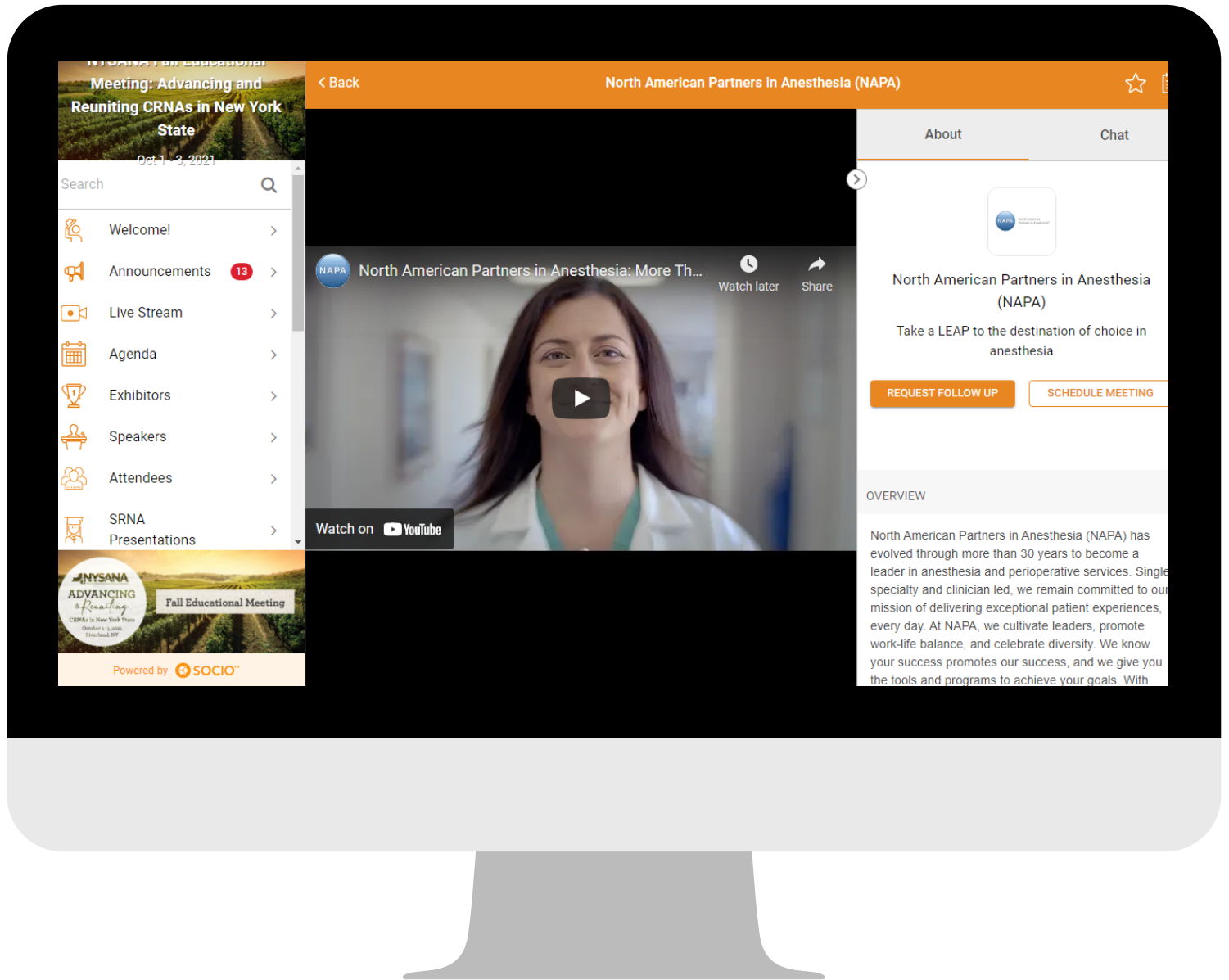
DESKTOP VIEW

The desktop version has all the same features as the mobile app and is used by virtual attendees.



Exhibitor page on the desktop

DESKTOP VIEW



Inside the virtual booth on the desktop

VIRTUAL BOOTH SETUP

We handle all the setup of virtual booth for you! Let us know your goals and what you'd consider a success and we can help you design a virtual booth to meet your objectives.

You provide the content
and we will do the rest.

Submit your assets using [this form](#).

***Image specs will be specified on the form**

WE'RE HERE TO HELP!

If you have any questions regarding
your virtual booth, contact
NYSANA@assnoffices.com

Thank you for supporting NYSANA.

